

Application and Design

Factory installed on the rear/interior of the louver, or shipped loose for field assembly.

Standard Construction

Material: 1/2" (13) diameter zinc-plated bars, 6" (152) on center (horizontal and vertical) installed in a 1-1/2" x 1-1/2" x 16 ga. (38 x 38 x 1.6) thick galvanized frame.

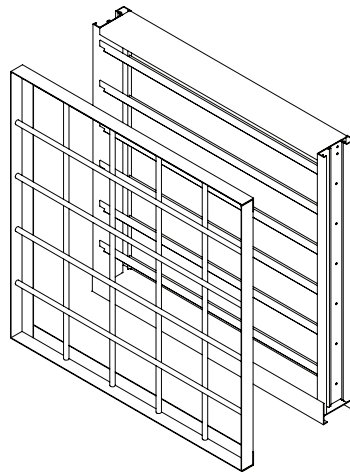
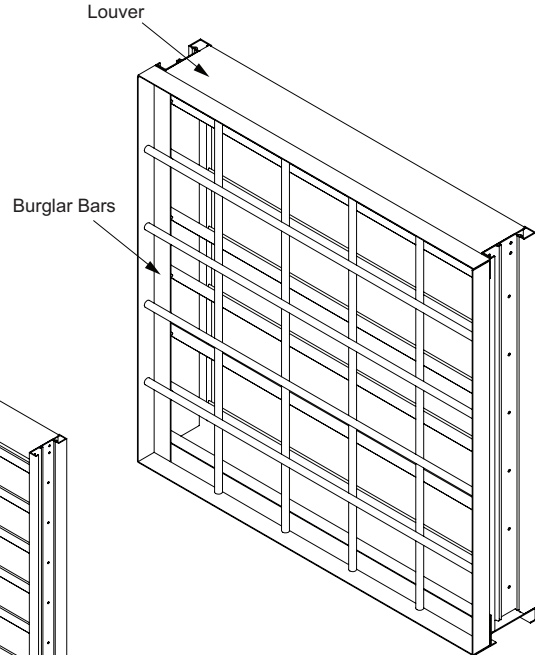
Finish: Mill finish.

Minimum Size: See appropriate louver minimum.

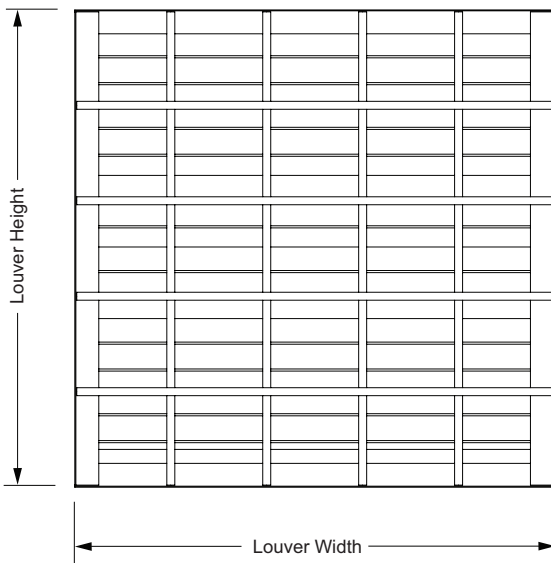
Maximum Size: See appropriate louver maximum.

Typical Details

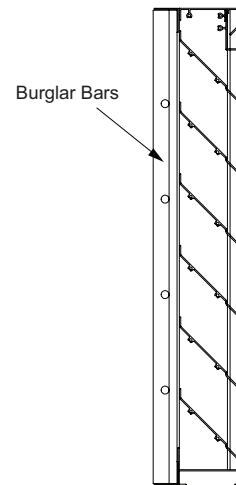
Views show typical installation on extruded aluminum louver - formed steel louver similar.



Exploded View
Interior Elevation



Front View



Side View

Burglar Bars IIBB (1/1) April 2013