

Application

The FD4-IMB fire damper employs out of the air stream curtain style blades and a factory installed integral mounting angle for ease of installation and point-of-origin control of fire in static HVAC systems. The integral mounting angle is designed and approved to be fastened directly to the fire separation and may be installed under the drywall in metal stud construction. The FD4-IMB may be installed in vertical walls or partitions with fire resistance ratings up to 2 hours.

Standard Construction

Sleeve/Frame: Integral 12" x 20 gauge (305 x 1.0) galvanized steel with 1-½" x 20 gauge (38 x 1.0) galvanized steel integral single side mounting angle.

Blades: 24 gauge (0.7) galvanized steel – curtain style.

Fire Closure Device: UL listed fusible link.

Fire Closure Temperature: 165°F (75°C).

Minimum Size: 4" x 2" (102 x 51)

Maximum Size: 48" x 44" (1219 x 1118)

Options

- Alternate sleeve/frame length:
 - 16" (406) Other _____
- Transitions: Round Oval
 - Duct connections:
 - 1" (25) S-clip DM-25 DM-35 WARD
- Alternate fire closure temperature.
 - 212°F (100°C)
- Generic mullion for oversized masonry or concrete openings.

Ratings

UL 555 Fire Resistance Rating: 1½ hour (vertical)

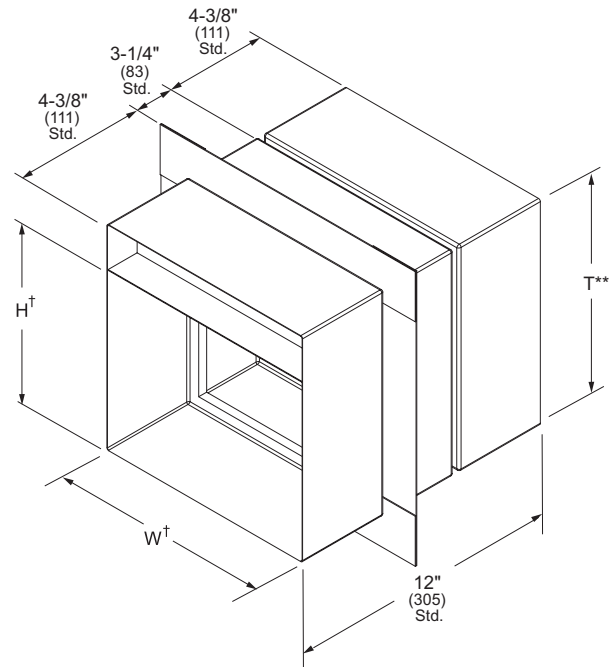
Listings

UL 555 listing: R14981

CSFM listing: 3225-1404:101

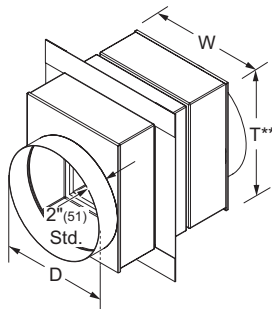
Meets NFPA Standards: 90A, 92A, 92B and 101

Meets Building Code Standards: IBC, NBC, NFPA, SBC and UBC

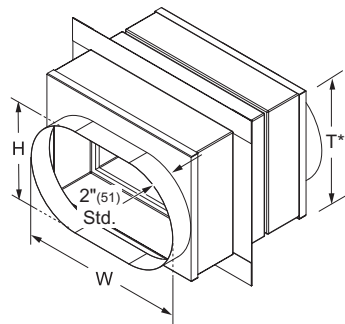


Model FD4-IMB
(standard)

†Damper dimensions furnished approximately 1/8" (3) undersize.



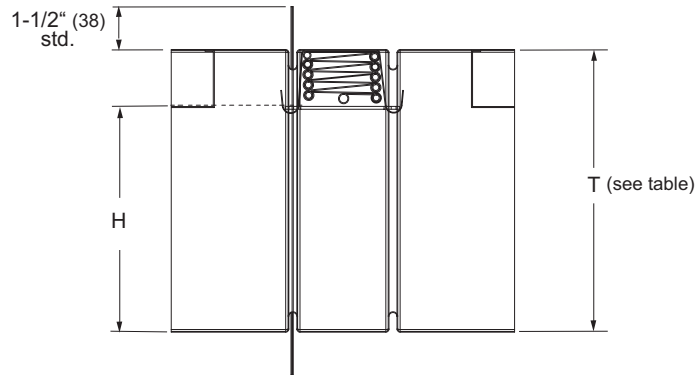
Type BR (optional)
Round duct transitions are standard with D=W. (available with D<W)



Type BO (optional)
Oval duct transitions are standard with W equal to damper width dimension. (available with W smaller than damper width)

**See table on next page for 'T' dimension

Damper Height Dimensional Data



| Nominal Duct Height 'H' | Damper Height 'T' |
|-------------------------|-------------------|
| 2" (51) | 4" (102) |
| 3" (76) | 5" (127) |
| 4" (102) | 6" (152) |
| 5" (127) | 7" (178) |
| 6" (152) | 8" (203) |
| 7" (178) | 9" (229) |
| 8" (203) | 10" (254) |
| 9" (229) | 11" (279) |
| 10" (254) | 12" (305) |
| 11" (279) | 13" (330) |
| 12" (305) | 14" (356) |
| 13" (330) | 15" (381) |
| 14" (356) | 16" (406) |
| 15" (381) | 17" (432) |
| 16" (406) | 18" (457) |
| 17" (432) | 19" (483) |
| 18" (457) | 20" (508) |
| 19" (483) | 21" (533) |
| 20" (508) | 22" (559) |
| 21" (533) | 23" (584) |
| 22" (559) | 24" (610) |
| 23" (584) | 25" (635) |
| 24" (610) | 26" (660) |
| 25" (635) | 28" (686) |
| 26" (660) | 29" (711) |
| 27" (686) | 30" (737) |
| 28" (711) | 31" (762) |
| 29" (737) | 32" (787) |
| 30" (762) | 33" (813) |
| 31" (787) | 34" (838) |
| 32" (813) | 35" (864) |
| 33" (838) | 36" (889) |