

Application

RCS-10 control dampers employ a single blade and an integrated screw-drive assembly for remote cable operated manual air control and balancing in low pressure and velocity applications.

Standard Construction

Frame: 2" x 22 ga. (51 x 0.85) galvanized steel.

Blades: 22 ga. (0.85) galvanized steel.

Axles: 3/8" (10) square plated steel.

Bearings: Synthetic

Control Shaft: 3/8" x 3" (10 x 76) drive axle with a control arm/screw-drive assembly installed on a stand-off bracket attached to a 10" x 22 ga. (254 x 0.85) side plate secured to the damper frame.

Remote Control Cable Assembly: 5/32" Ø x 36" long (4.0 Ø x 914) cable with 3/16" (4.8) allen hex-head drive, 2" (51) wide mounting bracket, 15/16" x 1 1/2" long (24 x 38) round plastic tube and plastic finishing plug.

Minimum Size: 6" x 4" (152 x 102)

Maximum Size: 36" x 12" (914 x 305)

Options

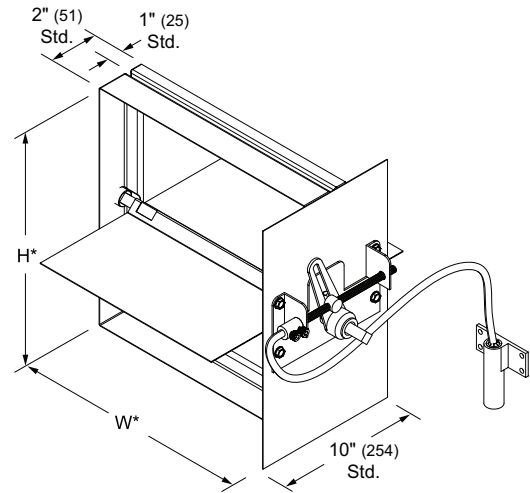
- Alternate factory installed 10" wide side plate:
 - 20 ga. (1.0) 16 ga. (1.6)
- Factory installed integral sleeve:
 - Gauge: 22 (0.85) 20 (1.0)
 - Length: 6" (152) 8" (203) 10" (254) 12" (305)
- Alternate blade: 20 ga. (1.0) 16 ga. (1.6)
- Additional cable length: _____ inches
- Hex tool handle: 'L' shaped, Std. 'T'-handle
- Nickel plated steel finishing plug.

Ratings

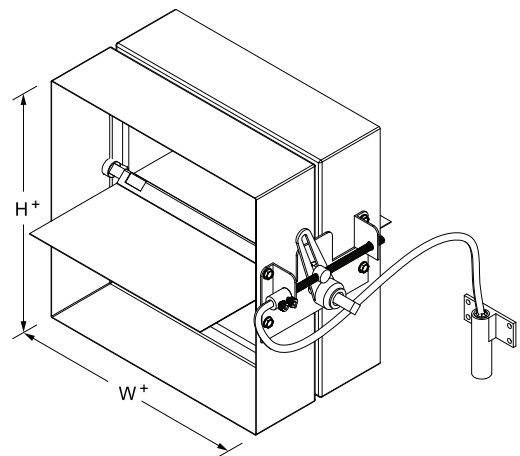
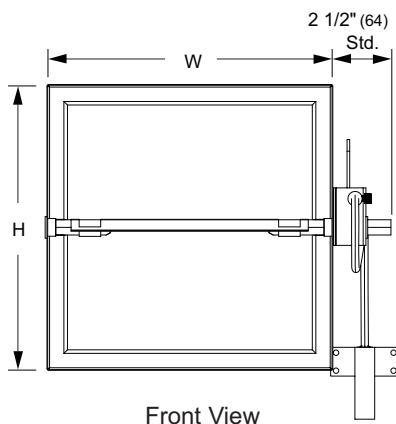
Maximum System Velocity: 1500 fpm (7.7 m/s)

Maximum System Pressure: 1 in. wg (0.25 kPa)

Temperature: -25°F to 180°F (-32°C to 83°C)



Model RCS-10
(standard)
*Damper dimensions furnished approximately 1/4" (6) undersize.



Sleeve (optional)
*Damper dimensions furnished approximately 1/8" (3) undersize.