

## Application

The RD2-SB ceiling radiation damper employs a single blade for point-of-origin control of radiant heat in HVAC systems. The RD2-SB is installed horizontally in the ceiling membrane of floor-ceiling or roof-ceiling assemblies with fire resistance ratings up to and including 3 hours. The RD2-SB is specifically designed to limit the blade intrusion in the airflow and thus minimize the pressure drop.

## Standard Construction

- Frame:** 22 gauge (0.85) galvanized steel with integral sleeve.
- Blades:** 22 gauge (0.85) galvanized steel – single. Insulated with ceramic refractory material for dampers larger than 114 in.<sup>2</sup> (735 cm<sup>2</sup>).
- Fire Closure Device:** Fusible link.
- Fire Closure Temperature:** 165°F (75°C).
- Minimum Size:** 4" × 4" (102 × 102)
- Maximum Size:** 24" × 12" (610 × 305)

## Options

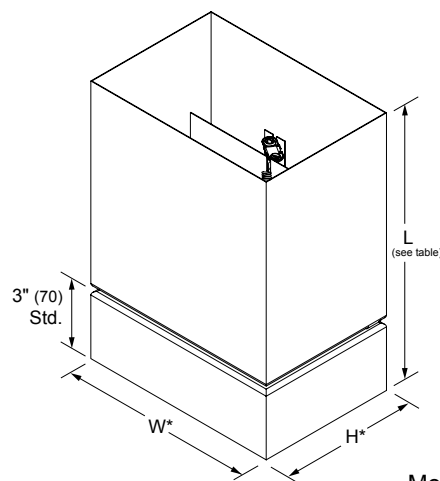

- Transitions:
  - Round  Oval  Square/Rectangular
  - Top  Bottom  Side     W  H  P  Q
  - Collar depth:  2" (51) Std.     4" (102)
- Plaster Ground  5/8" (16) deep × 5/8" (16) wide Std.
  - 1 1/4" (32) deep × 1 1/4" (32) wide
  - 2" (51) deep × 5/8" (16) wide     4" (102) deep × 5/8" (16) wide
- Flanged:  3/4" (19) Std.     1" (25)
- Alternate blade protection — drywall for dampers larger than 114 in.<sup>2</sup> (735 cm<sup>2</sup>).
- Alternate 212°F (100°C) fire closure temperature.
- Thermal blanket for steel backed diffuser: CRB-24 (Ceramic refractory blanket).
- WHI installation angle set:
  - 2 angles 1" × 1/2" × 28" long (25 × 13 × 711) × 20 ga. (1.0)
  - 2 angles 1" × 1/2" × 3" long (25 × 13 × 76) × 20 ga. (1.0)

## Ratings

**UL 555C Fire Resistance Rating:** 3 hour (horizontal, for use in 1, 2 or 3 hour rated assemblies)

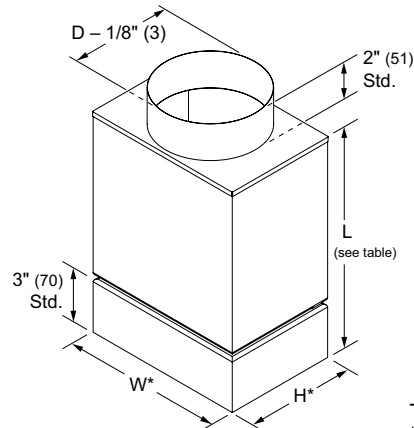
## Listings

- UL 555C listing:** R14980
- CSFM listing:** 3226-1404:100
- Warnock Hersey listing #:** WHI-495-PSH-0177, -0178
- Meets NFPA Standards:** 90A and 101
- Meets Building Code Standards:** IBC, NBC, NFPA, SBC and UBC



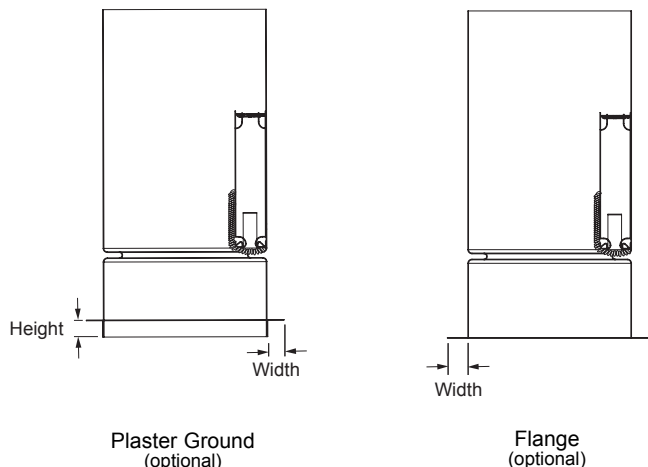
**Model RD2-SB**  
(standard)

\*Damper dimensions furnished approximately net O.D.



**Type R**  
(optional)

Round duct transition on top.  
\*Damper dimensions furnished approximately net O.D.



Sleeve Table	
Damper Height	Sleeve Length 'L'
H ≤ 9" (229)	12" (305)
9" (229) < H ≤ 11" (279)	14" (356)
H > 11" (279)	15" (381)

\*Damper dimensions furnished approximately net O.D.